



Science & Technology Issues In APEC

APEC Climate Symposium 2009

Mr. Park Yung-suh
Program Director in APEC Secretariat

Contents




- **What is the APEC?**
- **Science & Technology Issues in APEC**

Introducing APEC



Asia-Pacific Economic Cooperation (APEC) is the premier forum for facilitating trade, investment and economic growth in the **Asia-Pacific region**

APEC's Economic Significance



World 6.6 billion
APEC 2.7 billion

World US\$34 trillion
APEC US\$15 trillion

World US\$53 trillion
APEC US\$29 trillion

Source: "The APEC Region Trade and Investment", Department of Trade and Foreign Affairs (2008), Australia

Economic Indicators

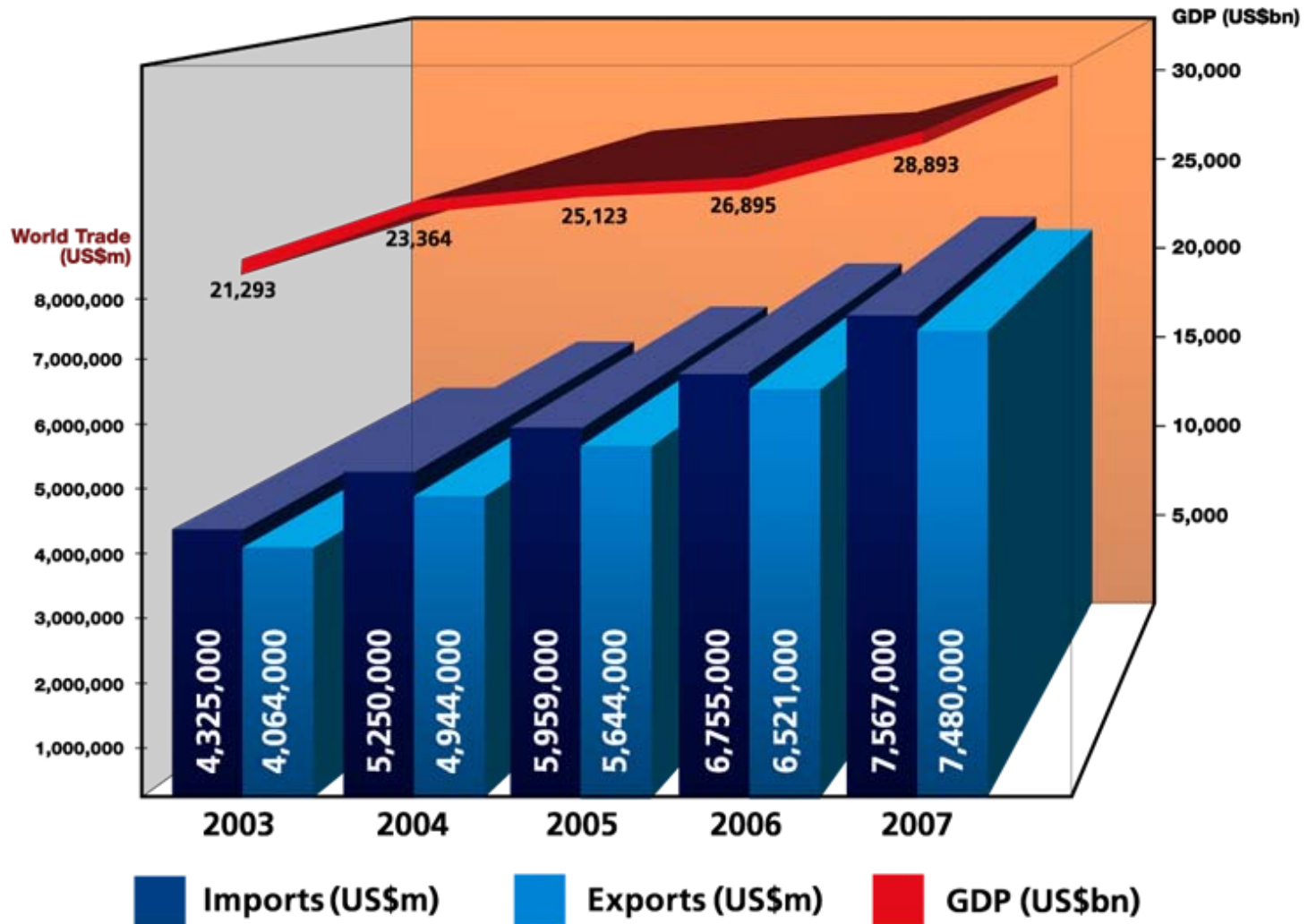


Member Economy and Year Joined	Area ('000 sq km)	Population (million)	GDP (US\$b) (current prices)	GDP per capita (US\$)	Exports (US\$m)	Imports (US\$m)
Australia (1989)	7,692	21.2	911.00	43,010	181,719	196,568
Brunei Darussalam (1989)	6	0.4	12.3	31,879	7,351	2,314
Canada (1989)	9,971	32.9	1,436.10	43,674	483,332	460,981
Chile (1994)	757	16.6	163.9	9,884	74,574	52,661
China (1991)	9,561	1,321.10	3,280.20	2,483	1,340,361	1,086,372
Hong Kong, China (1991)	1	7.0	207.2	29,753	433,227	411,968
Indonesia (1989)	1,905	224.9	432.9	1,925	126,579	98,749
Japan (1989)	378	127.8	4,381.60	34,296	843,246	772,432
Korea, Republic of (1989)	99	48.5	969.9	20,015	434,361	440,062
Malaysia (1989)	330	26.8	186.7	6,956	204,583	175,052
Mexico (1993)	1,958	105.3	1,002.80	9,717	289,694	305,867
New Zealand (1989)	271	4.2	128.7	30,390	36,247	38,145
Papua New Guinea (1993)	463	6.1	6.0	991	7,755	4,514
Peru (1998)	1,285	28.1	107.4	3,826	31,142	24,764
Philippines (1989)	300	88.6	144.1	1,626	58,133	62,688
Russian Federation (1998)	17,098	142.1	1,289.50	9,075	391,614	250,158
Singapore (1989)	1	4.6	161.3	35,163	369,146	335,596
Chinese Taipei (1991)	36	23.0	383.3	16,697	266,021	253,750
Thailand (1989)	513	65.7	245.4	3,732	192,535	190,032
United States (1989)	9,364	302.0	13,807.60	45,725	1,655,639	2,335,082
Viet Nam (1998)	332	85.6	70.9	829	52,219	69,017

Area; Population; GDP (current prices); GDP per capita
Source: *Economic Fact Sheets*, <http://www.dfat.gov.au/geo/fs>

Exports and Imports
Source: *The APEC Region Trade and Investment 2008*

APEC Economic Data



APEC's Development

- **1989-1992 Ministerial level dialogue**
- **1993 First APEC Economic Leaders' Meeting**
- **1994 Bogor Goals: “*free and open trade and investment in the Asia-Pacific*”**
 - **2010 industrialised economies**
 - **2020 developing economies**



Scope of Work



- 1. Trade and Investment Liberalization and Facilitation (TILF)**
- 2. Business Facilitation**
- 3. Economic and Technical Cooperation**

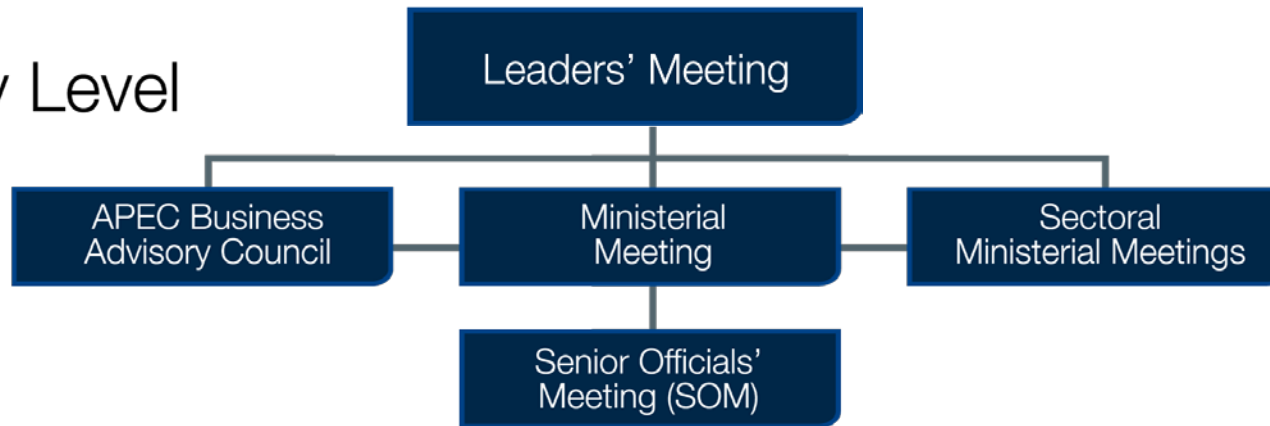
Expanded Scope



- **Human Security**
- **Emergency preparedness**
- **Climate Change**
- **Structural Reform**

How APEC Operates

Policy Level



APEC Host Economies



Year	Member Economy	Leaders' Meeting/Ministerial Meeting Venue
2012	Russia	TBA
2011	USA	TBA
2010	Japan	TBA
2009	Singapore	Singapore
2008	Peru	Lima
2007	Australia	Sydney
2006	Viet Nam	Hanoi
2005	Korea	Busan
2004	Chile	Santiago
2003	Thailand	Bangkok
2002	Mexico	Los Cabos
2001	China	Shanghai
2000	Brunei Darussalam	Bandar Seri Begawan
1999	New Zealand	Auckland
1998	Malaysia	Kuala Lumpur
1997	Canada	Vancouver
1996	Philippines	Subic
1995	Japan	Osaka
1994	Indonesia	Bogor
1993	United States	Blake Island, Seattle

2009 Priorities

“Sustaining Growth, Connecting the Region”

- 1. Addressing the Economic Crisis**
- 2. Supporting the Multilateral Trading System**
- 3. Accelerating Regional Economic Integration**
- 4. Strengthening APEC**



Industrial Science & Technology Working Group (ISTWG)

- **Objective**

- “Fulfilling the APEC vision for the 21st century”

- **Six Key Priorities**

- Improved availability of information
- Improved human resources development
- Improved business climate
- Contribution to sustainable development
- Enhanced policy dialogue and review
- Facilitation of networks and partnership

- **S&T Human Net-working Hub in Asia-Pacific areas**
 - Policy maker (government & think-tank)
 - Researcher & scientist
 - International & regional organization
 - Business & industry

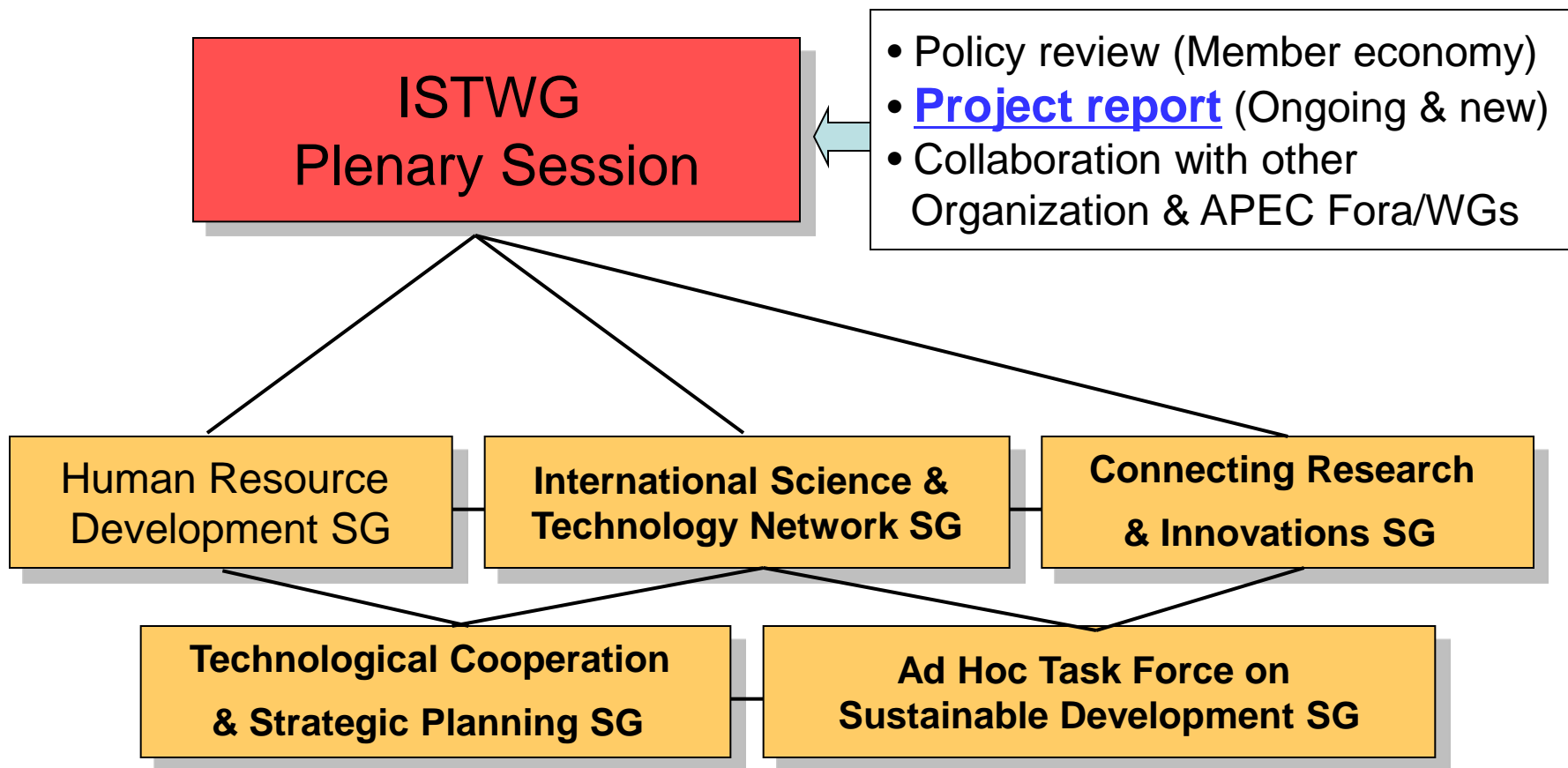


Technology Area



- Biotechnology
- Environmental and Cleaner Production Technologies
- Communication
- Information Technologies/Electronics
- Advanced Materials
- Mechatronics
- Transportation
- Resource Management Technology
- Energy
- Sustainable Agriculture
- Emergency Preparedness and Climate Prediction
- Exploitation of natural resources, etc.

Structure of ISTWG



ISTWG Projects in the Second Half of 2009



- **APCS 2009 (Singapore on 12-15 July)**
- Seminar on the traceability in materials testing to reduce technical barriers to trade (Shanghai, China on 21-23 September)
- Symposium on utilization and protection of water resources (Suzhou, China on 22-23 September)
- APEC nano-products measurement technology forum (Chinese Taipei, on 7-8 October)
- Seminar on establishing academia-Industry network to develop bio-energy and conserve the natural ecosystem (Korea, in October)
- Seminar on promoting sustainable development through environmentally sound recycling (US at the second half year)
- APEC future scientist conference (Bangkok, Thailand on 18-23 January, 2010)

Further information

APEC Website - www.apec.org

**APEC Secretariat
35 Heng Mui Keng Terrace
Singapore 119616**

**Mr. Park Yung-suh (Program Director)
Tel: 65 6891 9653 (Direct); 65 6891 9600 (Main)
Fax: 65 6891 9690 (Main)
Email: pys@apec.org**